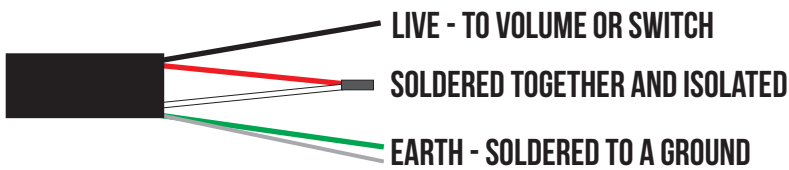
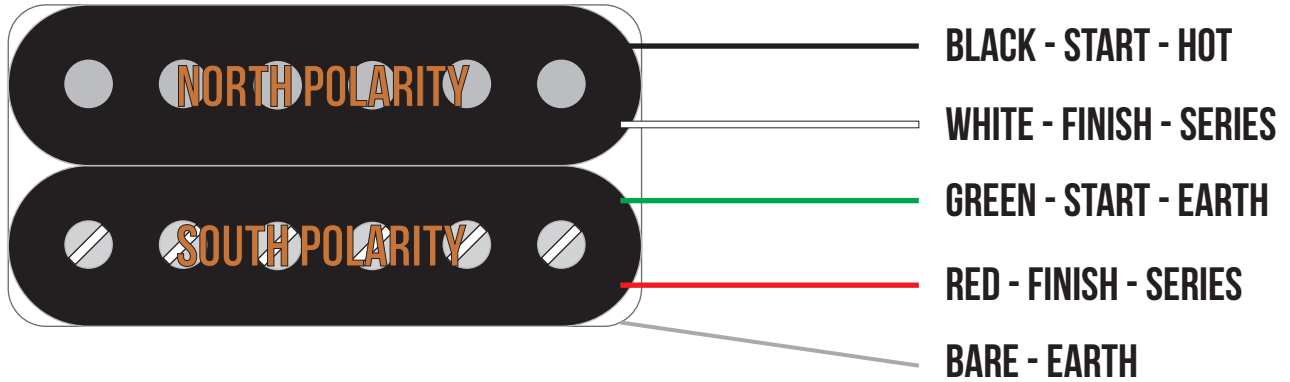


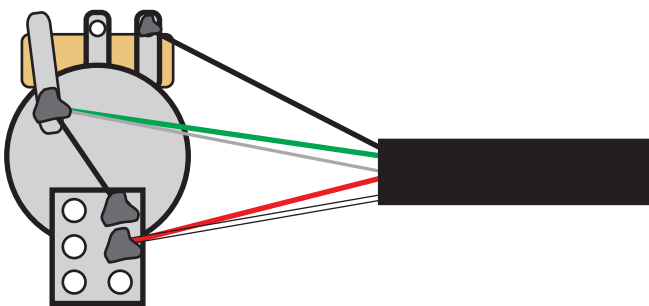
4 CONDUCTOR HUMBUCKER WIRING

EXPLANATION OF COLOUR CODING

WWW.HEAVYAIRPICKUPS.COM  PROUDLY HANDWOUND IN LONDON, ENGLAND  DAVE@HEAVYAIRPICKUPS.COM



FOR STANDARD OPERATION IF NO SWITCHING IS NEEDED. THIS MAKES THE HUMBUCKER 2 CONDUCTOR.



FOR COIL SPLITTING WHICH TURNS THE SCREW SIDE COIL OFF TO MAKE SINGLE COIL SOUNDS. SOLDER THE BLACK WIRE TO THE VOLUME POT. SOLDER THE RED AND WHITE TO THE SWITCH AND SOLDER THE GREEN AND BARE TO THE BACK OF THE POT TO EARTH THEM.

